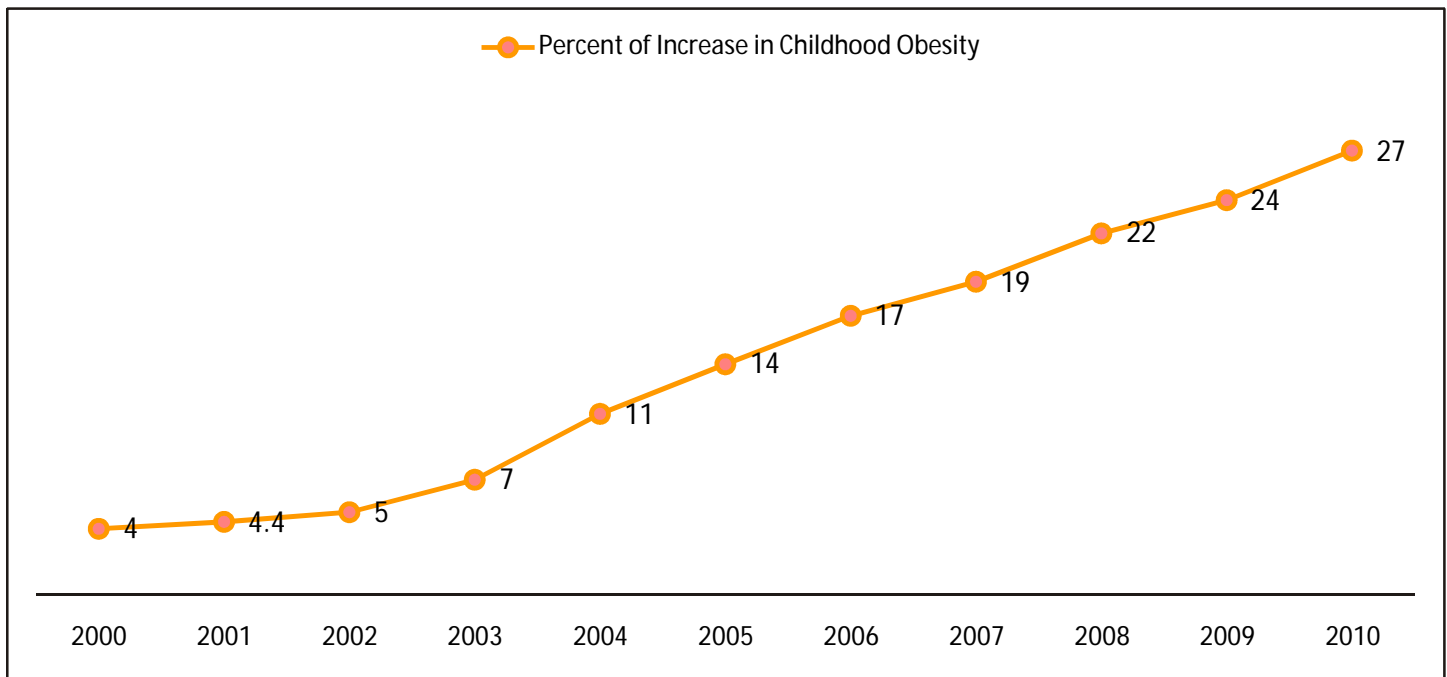


# Turn the Curve Worksheet – 2008 Needs Assessment

County: Colbert County

Result: Children are healthy



## Indicator Baseline:

The indicator baseline shows the percent of increase in childhood obesity for each year. Years 2008 through 2010 are a forecast of how the numbers will continue to increase if action is not taken to decrease these numbers.

## Story behind the curve:

Obesity starts in early childhood and is steadily increasing in our county. It causes an increase in diabetes and other health related problems. It decreases the child's physical activity.

## Partners

Parents  
School Nurses and Nutritionist  
Teachers  
Alabama Department of Public Health  
Pediatricians  
Medicaid/Health Insurance/All Kids

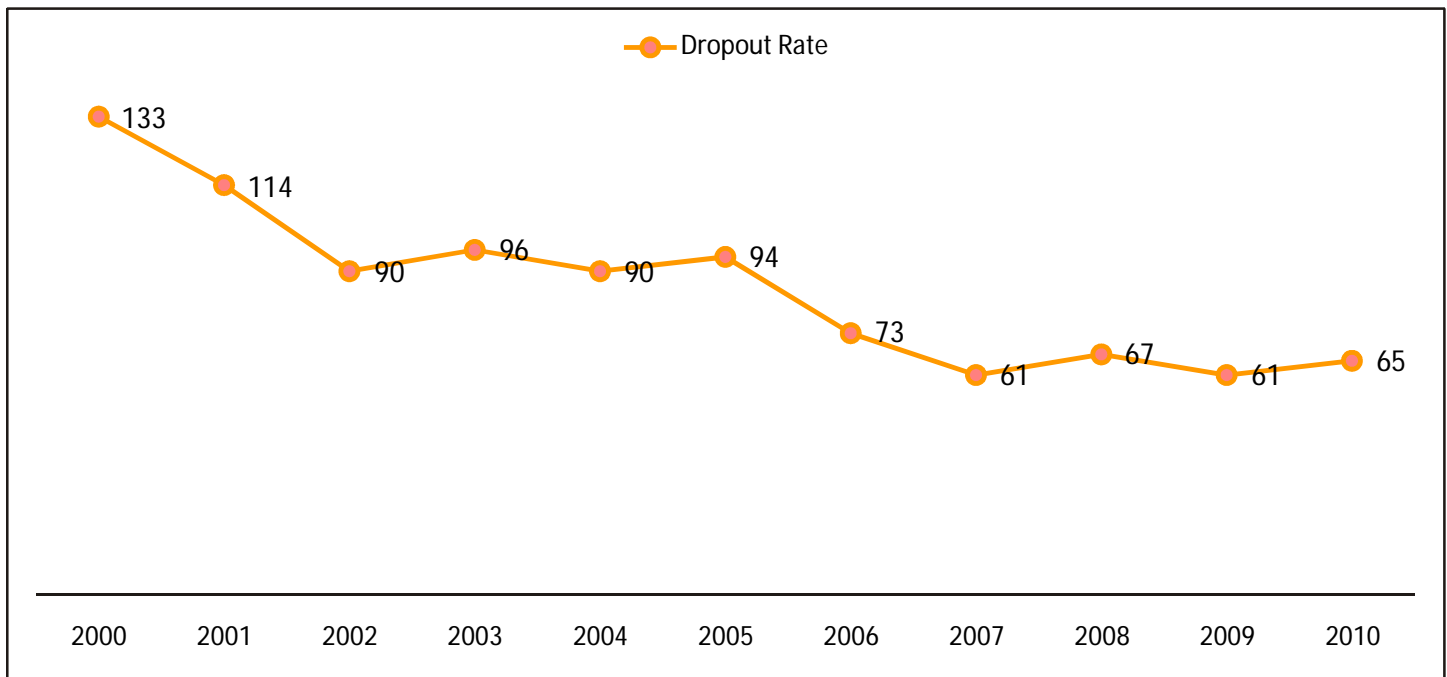
## Action Plan – Best Ideas:

1. Implement a 5 day lunch program in schools and daycares.
2. Educate children, parents and caregivers on the risk of obesity.
3. Start a referral program so pediatricians, schools and daycares can help them get counseling and nutritional information.
4. (No cost/low cost idea) Stop government food supplement programs from providing unhealthy foods such as snack cakes, potato chips...etc.

# Turn the Curve Worksheet – 2008 Needs Assessment

County: Colbert County

Result: Children are successful in school



## Indicator Baseline:

The indicator baseline shows the dropout rate for each year. Years 2008 through 2010 are a forecast of how the numbers will not significantly decrease and are at risk to increase if action is not taken.

## Story behind the curve:

The trend shows a decrease and then it seems to level out. The number of dropouts in our county is still too high. We would like to see these numbers to continue to decrease with no increase at all.

## Partners

Parents  
Teachers  
Child Care Providers  
Tutors  
After school Programs  
Juvenile Court

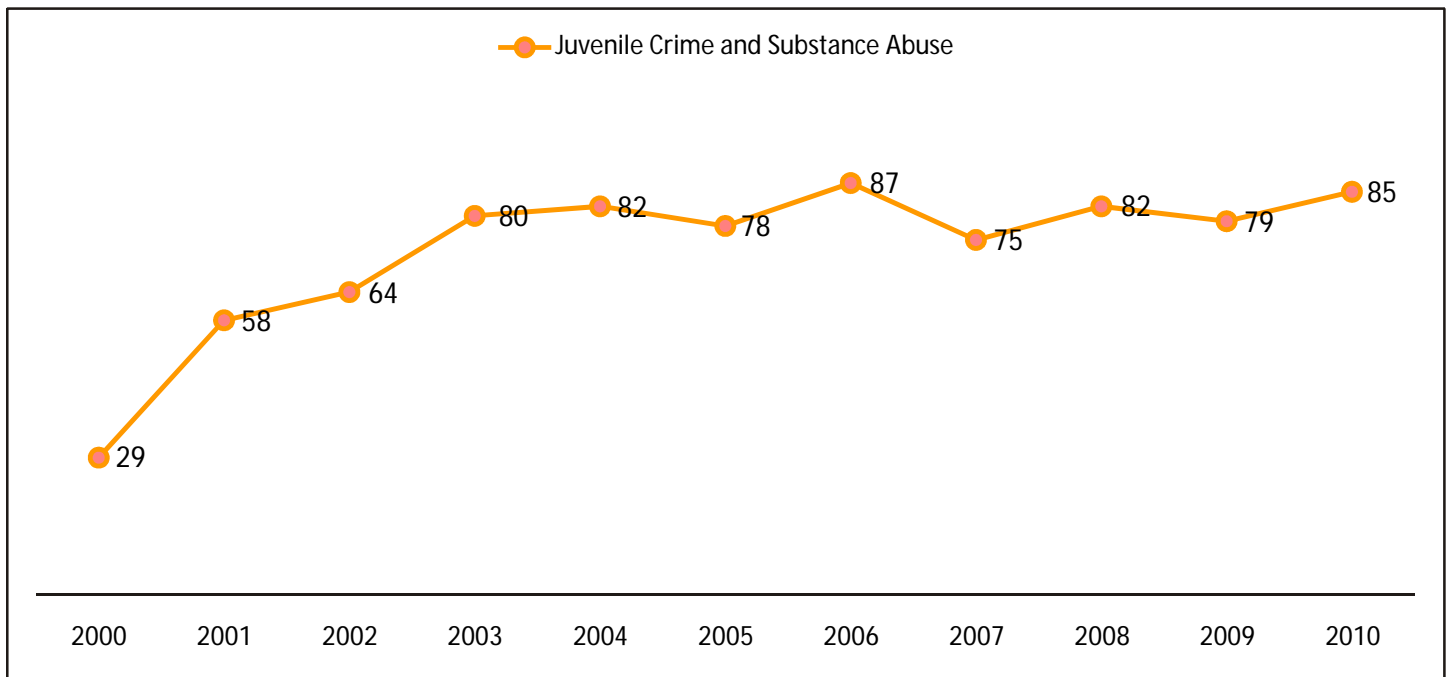
## Action Plan – Best Ideas:

1. Ensure early testing of reading skill and check for disabilities. Provide appropriate services that may help the child.
2. Have a Parent conference and IEP with all teachers involved.
3. At the first sign a child may be at risk involve Helping Families Initiative and complete a home study. Meet with family and see if there may be a problem we can help with causing the child to decline academically.
4. (No cost/low cost idea) After school tutoring programs where the smarter students volunteer their time to help any child that may need tutoring.

# Turn the Curve Worksheet – 2008 Needs Assessment

County: Colbert County

Result: Families are hopeful and positively engaged in their children's development



## Indicator Baseline:

The indicator baseline shows the increase in juvenile crime and substance abuse for each year. Years 2008 through 2010 are a forecast of how the numbers will continue to increase if action is not taken to decrease these numbers.

## Story behind the curve:

The trend shows a steady increase of juvenile crime and substance abuse that will only continue unless steps are taken to decrease these numbers. Juveniles that commit crimes and are substance abusers will continue these acts into adulthood unless it is stopped at an early age.

## Partners

Big Brothers Big Sisters  
School  
Churches  
ALANON  
Boys & Girls Clubs

Bradford  
Juvenile Probation Office  
Riverbend  
Department of Human Resources

## Action Plan – Best Ideas:

1. Offer a variety of Parenting Classes in several locations.
2. Help the family find the resources available to assist them.
3. Community Education and Awareness
4. (No cost/low cost idea) Give out parenting information throughout the year at sporting events and other activities in the community.